

## WINDOWS 10 COMPATIBILITY WITH SCANSHARK PROCESSING AND FINANCIAL PROCESSING FOR THE KEYTRACKER

At this time of this writing, there have been no issues reported with these programs for the ScanShark:

Program Uploader Utility (Rabbit Field Utility)

ScanShark Data Portal

ScanShark Drivers

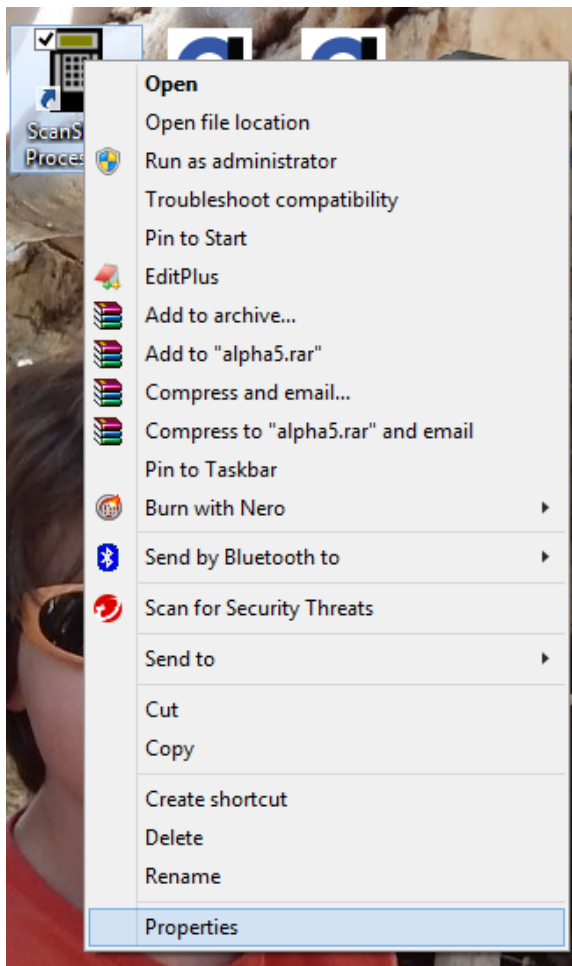
ScanShark Drivers Un-Install

RS-232 Communications Portal

All manuals in Doc, DOCX or PDF forms

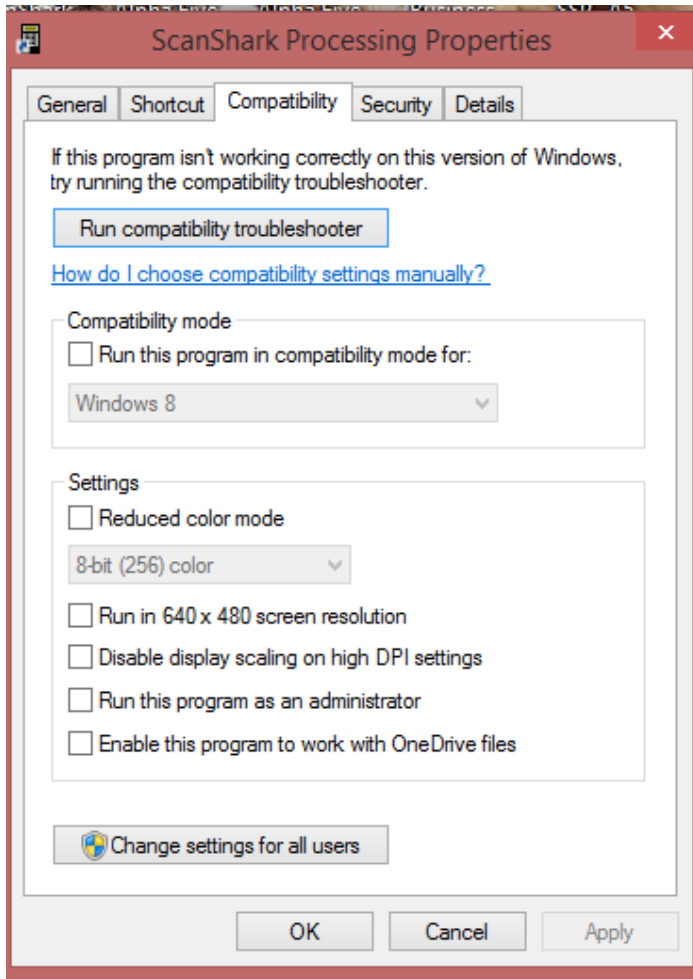
Some users have reported that, when they attempt to open ScanShark Processing (or Financial-Processing for the Keytracker), they will see an error message indicating that this version of ScanShark Processing is not compatible with Windows-10. Below are instructions that will allow ScanShark Processing to run on Windows-10.

Right-Click the ScanShark Processing )or Financial-Processing) shortcut and you will see this menu:

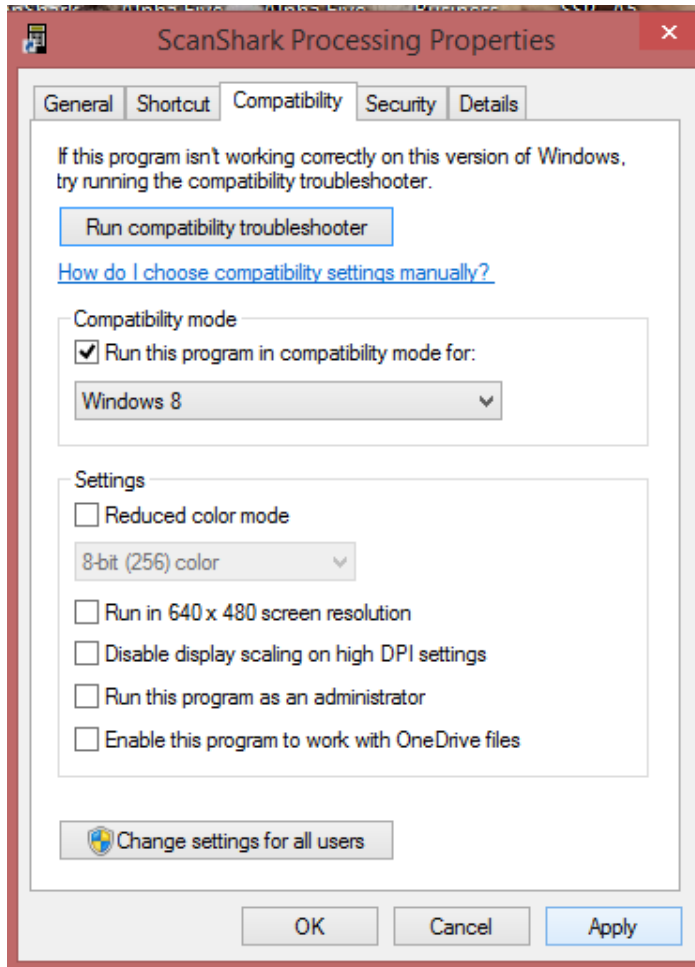


Select "Properties".

You will see the Properties Menu, Click the “Compatibility” Tab:



Click the check-box for “Run this program in compatibility mode for:”. Windows-8 should appear by default.



Click “Apply” and you’re done. ScanShark Processing (Financial-Processing) will now run on your Win-10 computer.